




# Mobile Housing Market Snapshot


July 2019 vs July 2018



## The BIG Picture




### Overall Median Price

 **+7.97% [\$160,000]**




### Overall Sales

 **+13.79% [487]**



## Closer Look



Sales



Median Price



+12.76%

+137.5%

-2.78%

+9.58%

-27.43%

-2.66%

Single Family

Condo

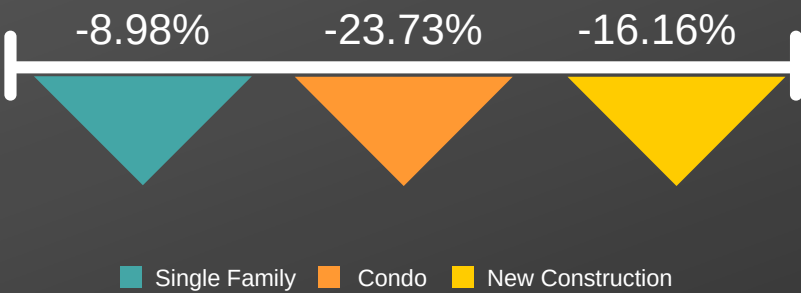
New Construction



## Investigating Inventory

Overall 1405


 **10.68%**



Single Family Condo New Construction



## New Listing

**+2.83%** 

Questions? Call 251.479.8654  
[www.mobilerealtors.com](http://www.mobilerealtors.com)

